
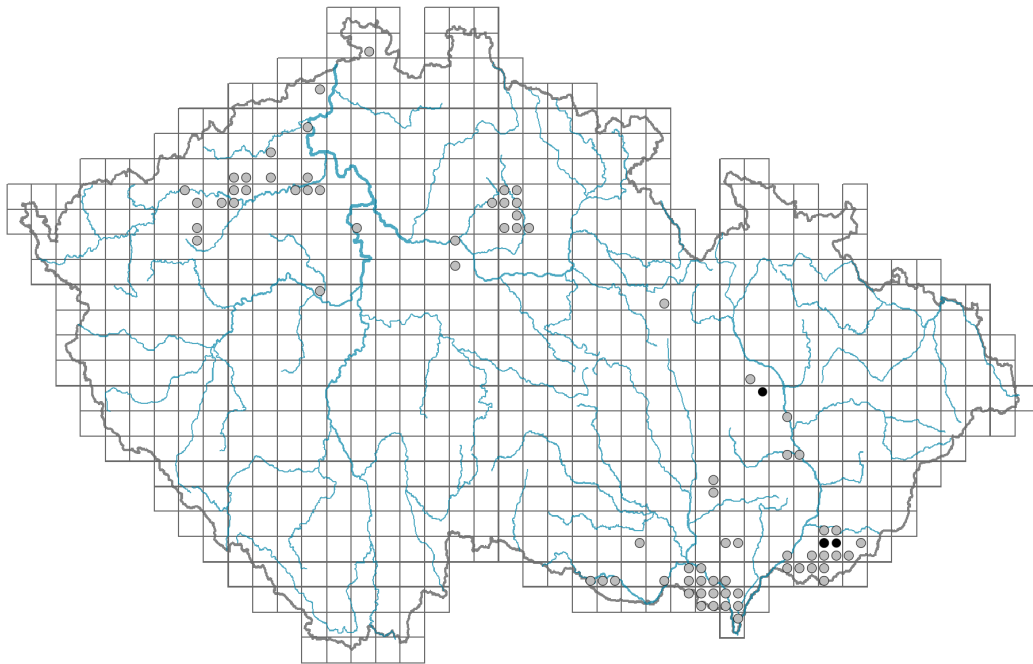


Ficaria calthifolia

Distribution




Map info

● revised records

● unrevised records

On the map are not visualized records without the coordinates and records marked as incorrect or doubtful.



Habitus and growth type

Height [m]: **0.05-0.15**

Growth form: **clonal herb**

Life form: **geophyte**

Leaf

Leaf presence and metamorphosis: **leaves present, not modified**

Leaf arrangement (phyllotaxis): **rosulate**

Leaf shape: **simple - entire**

Stipules: **absent**

Petiole: **present**

Flower

Flowering period [month]: **March-April**

Flower colour: **yellow**

Flower symmetry: **actinomorphic**

Perianth type: **calyx and corolla**

Perianth fusion: **free**

Calyx fusion: **aposepalous**

Inflorescence type: **flores solitarii**

Generative reproduction type: **facultative allogamy**

Fruit, seed and dispersal

Fruit type: **dry fruit - head of achenes**

Fruit colour: **brown**

Dispersal unit (diaspore): **fruit, infrutescence or its part**

Dispersal strategy: **Allium (mainly autochory)**

Myrmecochory: **probably myrmecochorous**

Trophic mode

Parasitism and mycoheterotrophy: **autotrophic**

Carnivory: **non-carnivorous**

Symbiotic nitrogen fixation: **no nitrogen-fixing symbionts**

Karyology

Chromosome number (2n): **16**

Ploidy level (x): **2**

2C genome size [Mbp]: **12636.12**

1Cx monoploid genome size [Mbp]: **6318.06**

Genomic GC content: **40.4 %**

Taxon origin

Origin in the Czech Republic: **native**

Ecological indicator values

Ellenberg-type indicator values

Light indicator value: **6 - transition between values 5 and 7; rarely at less than 20% of diffuse radiation incident in an open area**

Temperature indicator value: **6 - transition between values 5 and 7**

Moisture indicator value: **4 - transition between values 3 and 5**

Reaction indicator value: **7 - indicator of slightly acidic to slightly basic conditions, never occurring in very acidic conditions**

Nutrient indicator value: **5 - occurring at moderately nutrient-rich sites, and less frequently at poor and rich sites**

Salinity indicator value: **0 - not salt tolerant, glycophyte**

Habitat and sociology

Occurrence in habitats

6 Meadows and mesic pastures

6C Pastures and park grasslands: **2 - optimum**

8 Dry grasslands

8C Narrow-leaved sub-continental steppes: **2 - optimum**

9 Sand grasslands and rock-outcrop vegetation

9F Basiphilous vegetation of spring therophytes and succulents: **2 - optimum**

12 Forests



12C Oak-hornbeam forests: **1 - rare occurrence**

12H Peri-Alpidic basiphilous thermophilous oak forests: **1 - rare occurrence**

12T Robinia pseudacacia plantations: **1 - rare occurrence**

Affinity to the forest environment

Affinity to the forest environment in Thermophyticum: **2.2 - taxon occurring partly in the forest, but mainly in open vegetation**

Affinity to the forest environment in Mesophyticum and Oreophyticum: **0 - taxon that does not spontaneously occur in Czech forests**

Ecological specialization indices

Ecological specialization index for all vegetation types: **3.6**

Ecological specialization index for non-forest vegetation: **4.3**

Colonization ability

Index of colonization success (ICS): **1**

Distribution and frequency

Elevational belt in the Czech Republic: **lowlands, colline belt**

Occurrence frequency in the basic grid mapping cells and quadrants of the basic grid mapping cells: **52**

taxon.data.freq_in_quad: **80**

Commonness in vegetation plots from the Czech Republic

Occurrence frequency in vegetation plots: **0 %**

Occurrence frequency in vegetation plots with a cover above 5%: **25 %**

Occurrence frequency in vegetation plots with a cover above 25%: **0 %**

Occurrence frequency in vegetation plots with a cover above 50%: **0 %**

Mean percentage cover in vegetation plots: **5 %**

Maximum percentage cover in vegetation plots: **13 %**

Number of habitats with taxon occurrence in the Czech Republic

Number of narrow habitats in which the taxon occurs: **6**

Number of narrow habitats in which the taxon has its optimum: **3**

Number of broad habitats in which the taxon occurs: **4**

Number of broad habitats in which the taxon has its optimum: **3**

Threats and protection

Red List 2017 (national categories): **C3 - vulnerable taxon**

Red List 2017 (IUCN categories): **NT - near threatened**

Legal protection: **not protected by law**