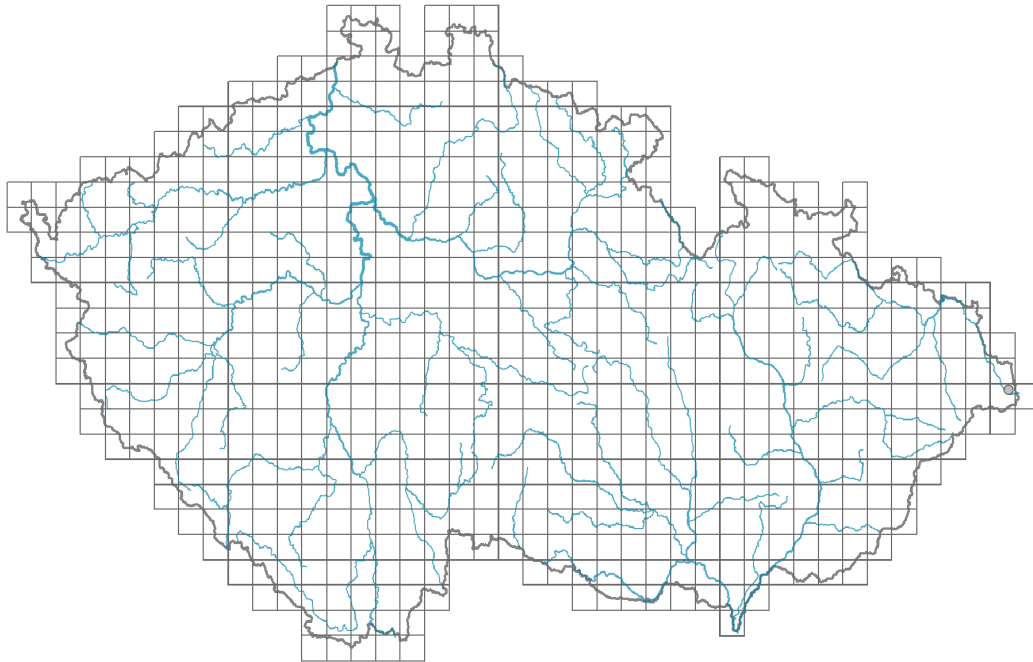


# *Aralia elata*

## Distribution





### Map info

● revised records

○ unrevised records

On the map are not visualized records without the coordinates and records marked as incorrect or doubtful.



## Habitus and growth type

Growth form: **shrub (tree)**

## Leaf

Leaf deciduousness in woody plants: **winter deciduous**

Functional leaf type in woody plants: **broad deciduous or semi-deciduous**

## Flower

Flower colour: **yellow-white**

Inflorescence type: **panicula**

## Trophic mode

Parasitism and mycoheterotrophy: **autotrophic**

Carnivory: **non-carnivorous**

## Taxon origin

Origin in the Czech Republic: **lack of evidence of occurrence in the wild**

## Threats and protection

Red List 2017 (national categories): **taxon is not on the Red List**

Red List 2017 (IUCN categories): **LC(NA) - least concern (taxon is not on the Red List)**

Legal protection: **not protected by law**

